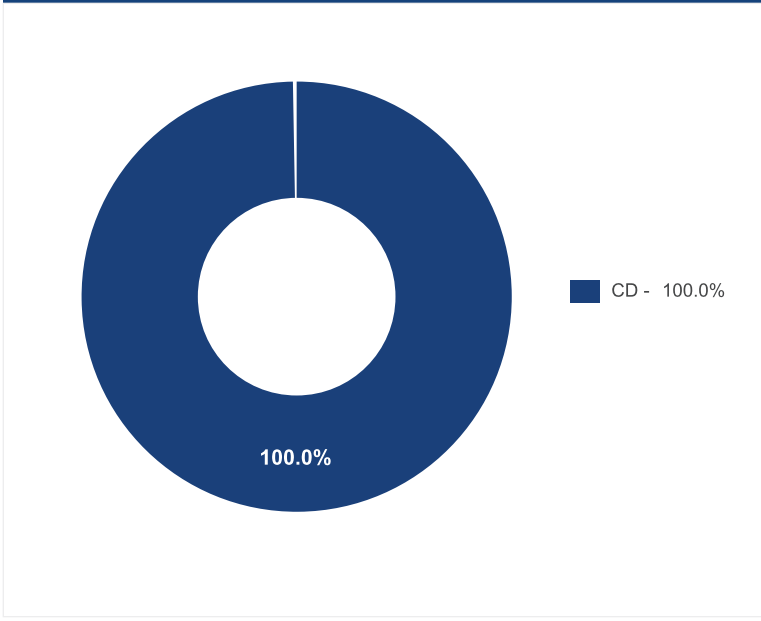


Totals & Averages

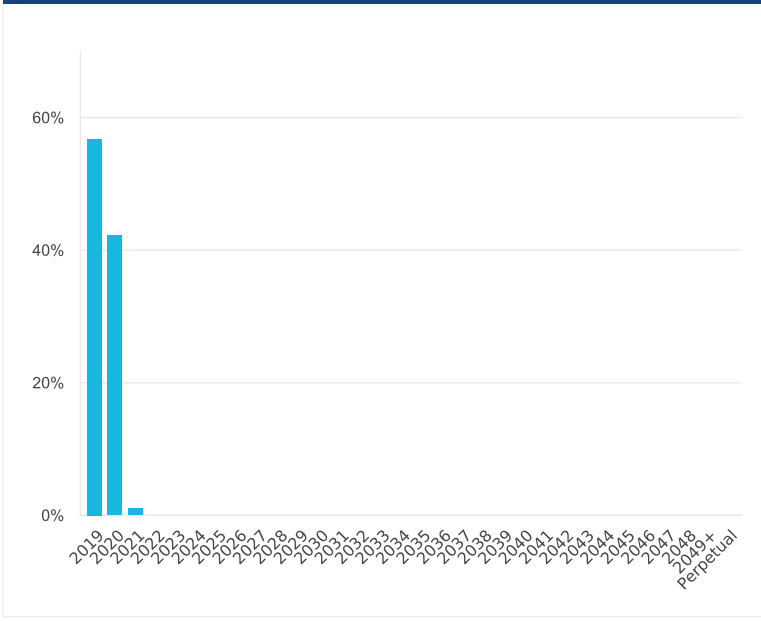
Summary Totals	
Original Face	\$14,267,000
Current Face (Par)	\$14,267,000
Market Principal	\$14,225,934
Accrued Interest	\$62,183
Cash & Cash Alternatives	\$48,113
Fixed Income Funds	\$0
Equity Balance	\$0
Total Portfolio Value	\$14,336,230
Next 12mo Cpn Cash Flow	\$227,550
Generic Annual Cpn Cash Flow	\$288,035
Weighted Averages	
Coupon*	2.019%
Maturity**	0.67 yrs
Duration	0.66
Yield to Worst	2.386%
Yield to Maturity	2.386%
Market Price*	99.712
Tax Lots Included	69 of 70

*Par-Wtd, all else Mkt-Wtd.
**Avg life used for principal paydowns, and perpetual securities are assigned a 40 year maturity.

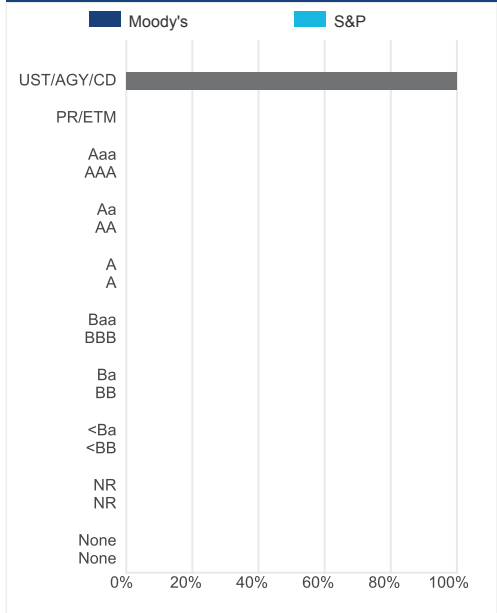
Asset Class



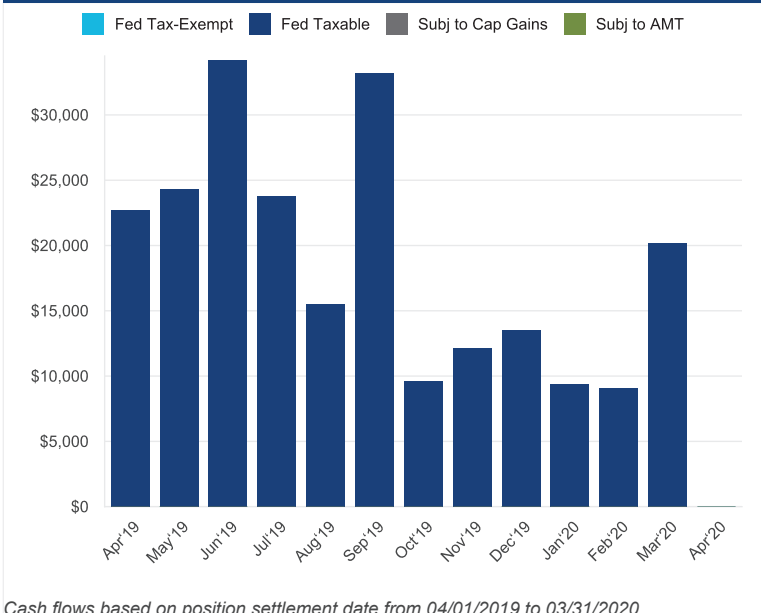
Maturity



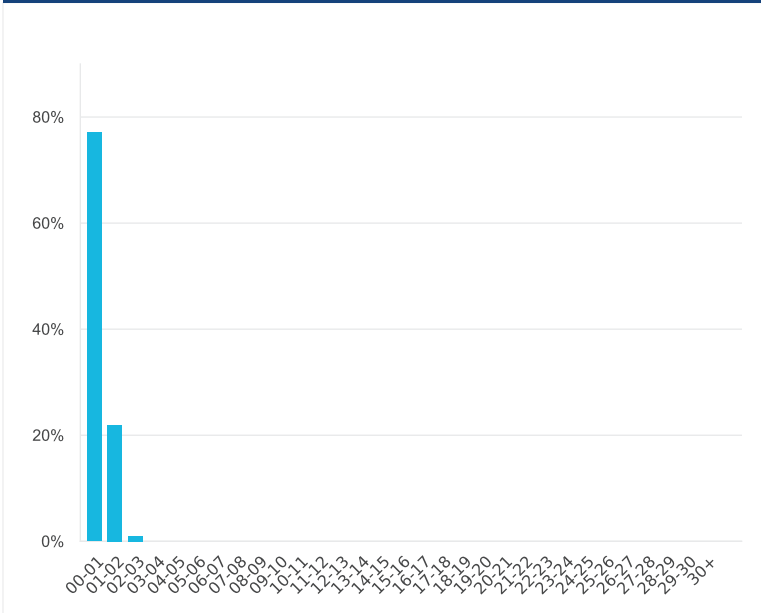
Ratings - Both



Coupon Cash Flow



Duration



Cash flows based on position settlement date from 04/01/2019 to 03/31/2020.
Includes all positions with recognized CUSIP, quantity, market price and full analytical calculations on reporting date. Coupon cash flow period exactly 12 months.