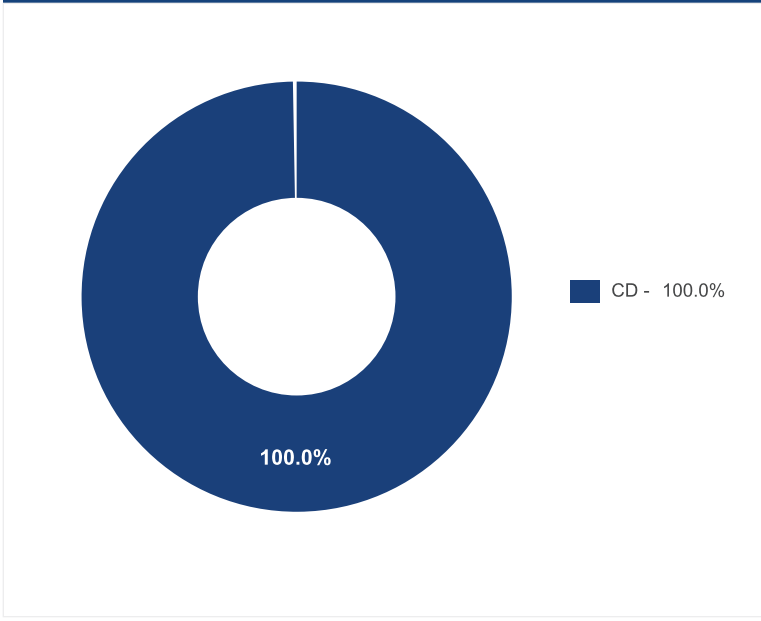


Totals & Averages

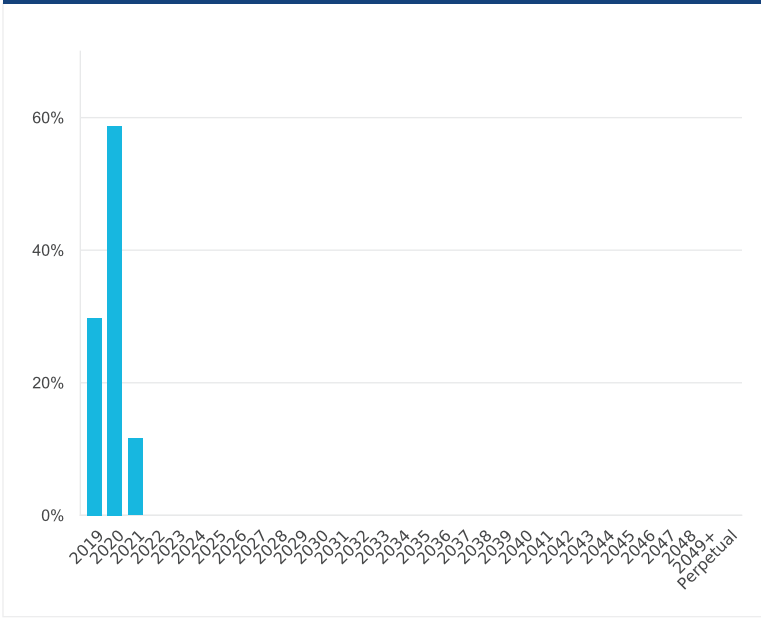
Summary Totals	
Original Face	\$19,225,000
Current Face (Par)	\$19,225,000
Market Principal	\$19,217,485
Accrued Interest	\$55,080
Cash & Cash Alternatives	\$514,066
Fixed Income Funds	\$0
Equity Balance	\$0
Total Portfolio Value	\$19,786,632
Next 12mo Cpn Cash Flow	\$276,442
Generic Annual Cpn Cash Flow	\$370,820
Weighted Averages	
Coupon*	1.929%
Maturity**	0.73 yrs
Duration	0.71
Yield to Worst	2.007%
Yield to Maturity	2.007%
Market Price*	99.961
Tax Lots Holdings Included	102 of 103

*Par-Wtd, all else Mkt-Wtd.
 **Avg life used for principal paydowns, and perpetual securities are assigned a 40 year maturity.

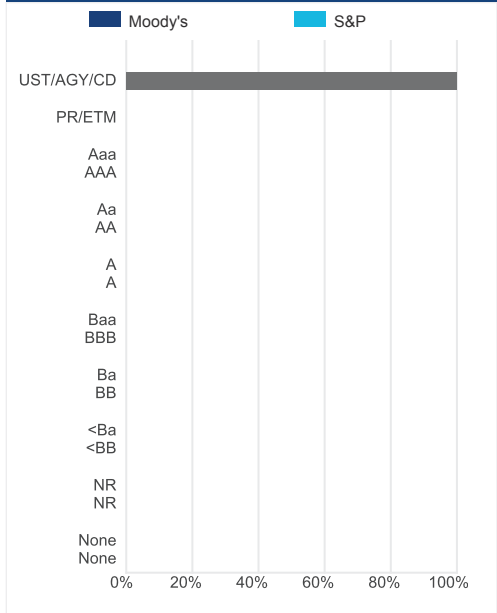
Asset Class



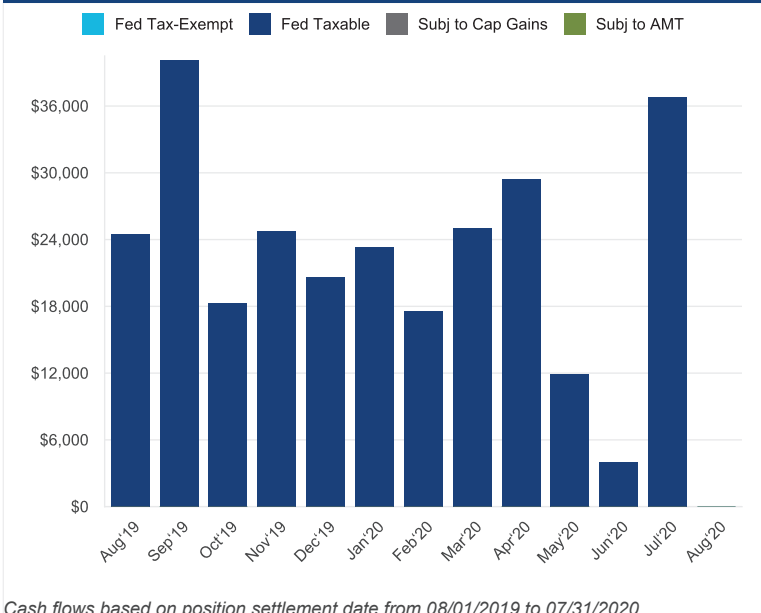
Maturity



Ratings - Both

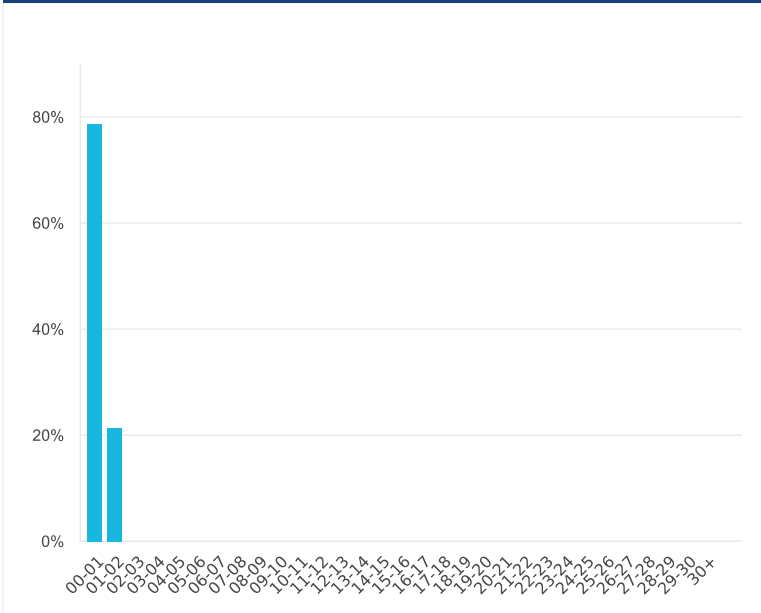


Coupon Cash Flow



Cash flows based on position settlement date from 08/01/2019 to 07/31/2020.

Duration



Includes all positions with recognized CUSIP, quantity, market price and full analytical calculations on reporting date. Coupon cash flow period exactly 12 months.