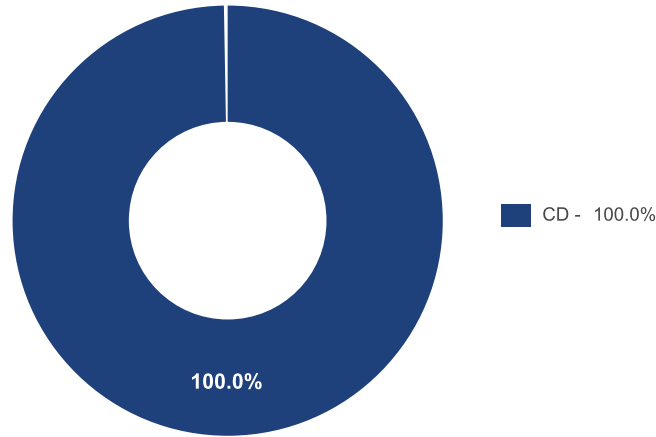


Totals & Averages @ Market

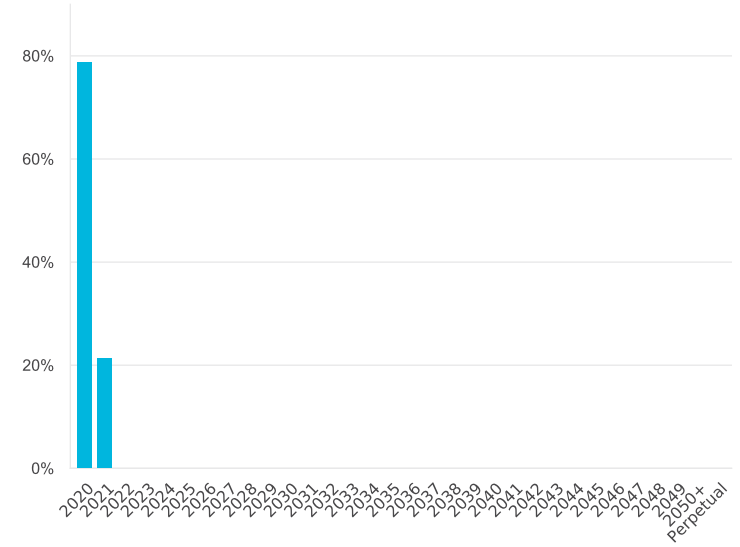
Summary Totals	
Original Face	\$16,879,000
Current Face (Par)	\$16,879,000
Market Principal	\$16,895,034
Accrued Interest	\$66,860
Cash & Cash Alternatives	\$796,151
Fixed Income Funds	\$0
Equity Balance	\$0
Total Portfolio Value	\$17,758,045
Next 12mo Cpn Cash Flow	\$215,375
Generic Annual Cpn Cash Flow	\$311,162
Weighted Averages	
Coupon*	1.843%
Maturity**	0.62 yrs
Duration	0.60
Yield to Worst	1.654%
Yield to Maturity	1.660%
Market Price*	100.095
Tax Lots Holdings Included	90 of 91

\*Par-Wtd, all else Mkt-Wtd.  
 \*\*Avg life used for principal paydowns, and perpetual securities are assigned a 40 year maturity.


Asset Class



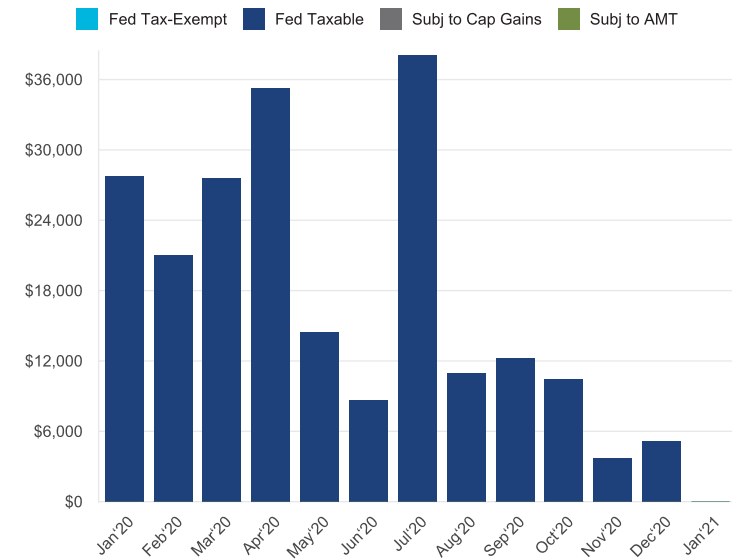
Maturity



Ratings - Both

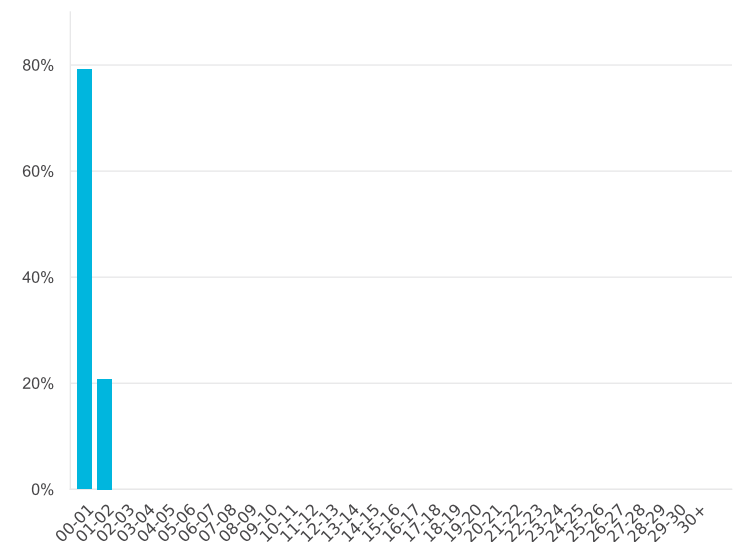


Coupon Cash Flow



Cash flows based on position settlement date from 01/01/2020 to 12/31/2020.

Duration



Includes all positions with recognized CUSIP, quantity, market price and full analytical calculations on reporting date. Coupon cash flow period exactly 12 months.