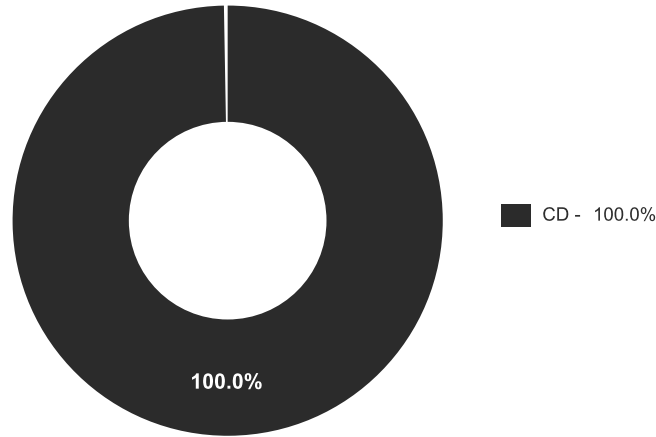


Totals & Averages @ Market

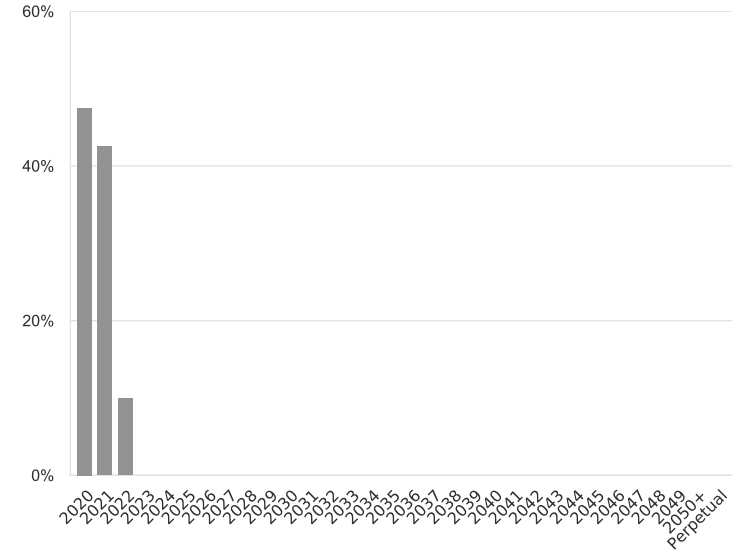
Summary Totals	
Original Face	\$16,684,000
Current Face (Par)	\$16,684,000
Market Principal	\$16,761,612
Accrued Interest	\$57,873
Cash & Cash Alternatives	\$1,177,983
Fixed Income Funds	\$0
Equity Balance	\$0
Total Portfolio Value	\$17,997,469
Next 12mo Cpn Cash Flow	\$151,359
Generic Annual Cpn Cash Flow	\$210,086
Weighted Averages	
Coupon*	1.259%
Maturity**	0.63 yrs
Duration	0.59
Yield to Worst	0.413%
Yield to Maturity	0.437%
Market Price*	100.465
Tax Lots Holdings Included	84 of 85

*Par-Wtd, all else Mkt-Wtd.
 **Avg life used for principal paydowns, and perpetual securities are assigned a 40 year maturity.

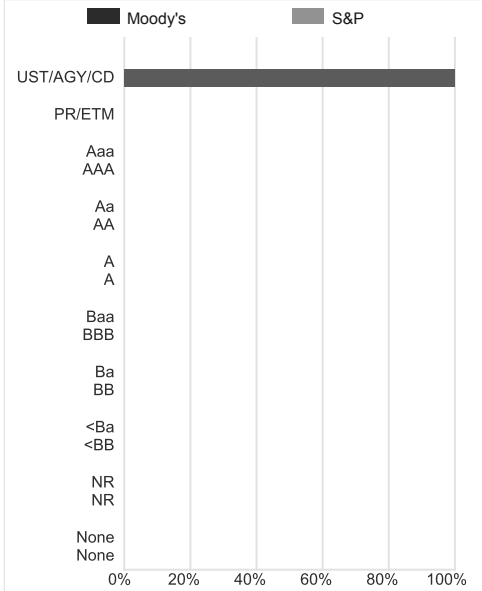
Asset Class



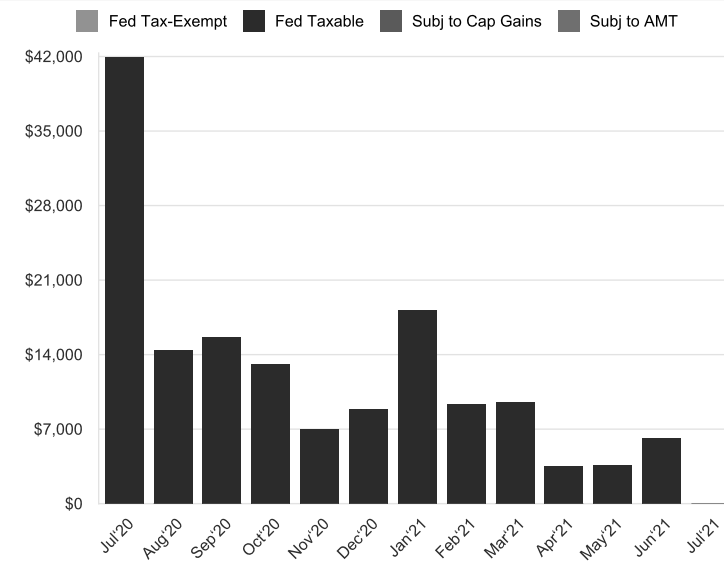
Maturity



Ratings - Both

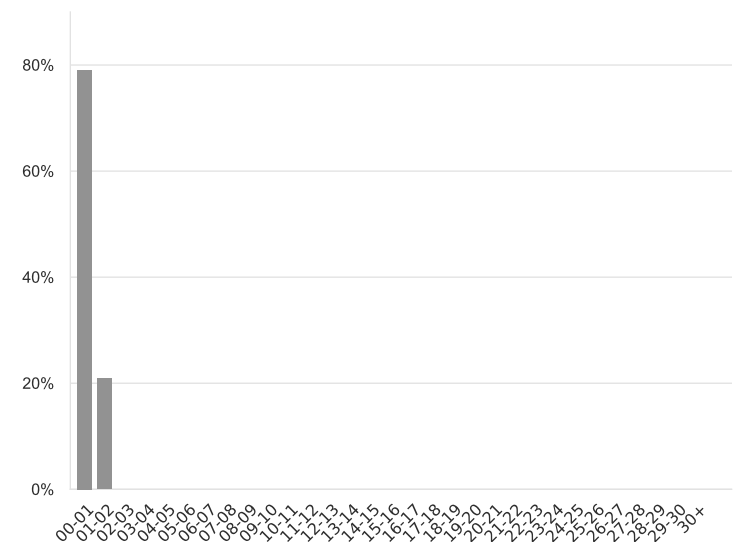


Coupon Cash Flow



Cash flows based on position settlement date from 07/01/2020 to 06/30/2021.

Duration



Includes all positions with recognized CUSIP, quantity, market price and full analytical calculations on reporting date. Coupon cash flow period exactly 12 months.