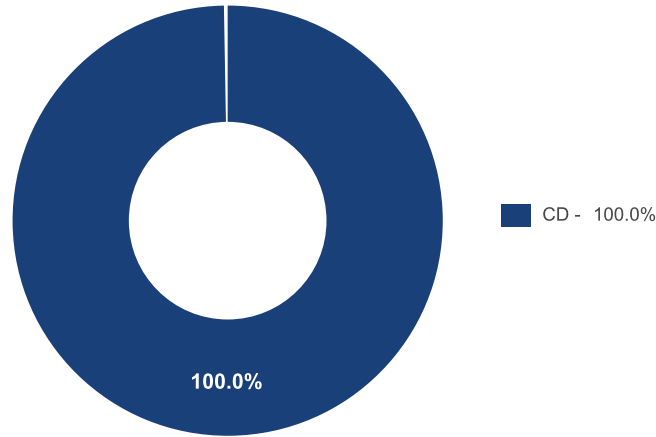


Totals & Averages @ Market

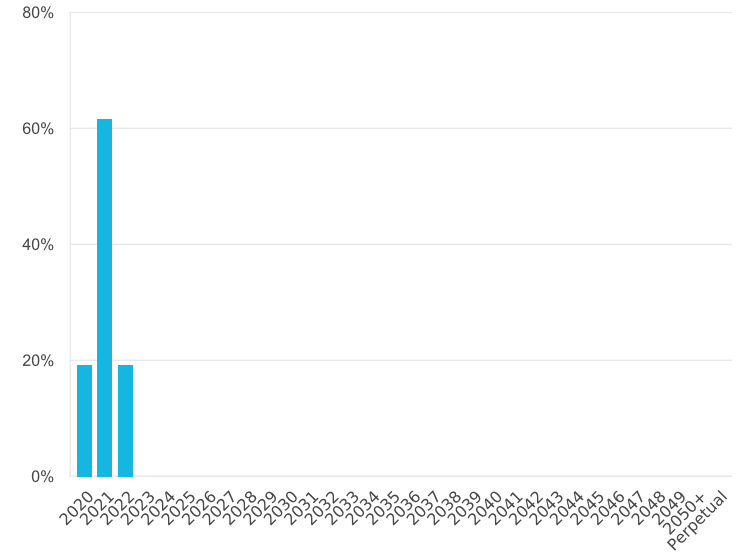
Summary Totals	
Original Face	\$15,047,000
Current Face (Par)	\$15,047,000
Market Principal	\$15,103,176
Accrued Interest	\$27,209
Cash & Cash Alternatives	\$3,862,565
Fixed Income Funds	\$0
Equity Balance	\$0
Total Portfolio Value	\$18,992,951
Next 12mo Cpn Cash Flow	\$92,413
Generic Annual Cpn Cash Flow	\$123,742
Weighted Averages	
Coupon*	0.822%
Maturity**	0.72 yrs
Duration	0.70
Yield to Worst	0.195%
Yield to Maturity	0.199%
Market Price*	100.373
Tax Lots Holdings Included	73 of 74

*Par-Wtd, all else Mkt-Wtd.
 **Avg life used for principal paydowns, and perpetual securities are assigned a 40 year maturity.

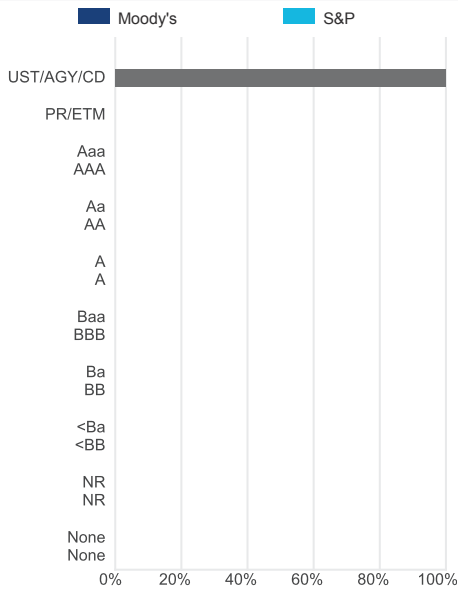
Asset Class



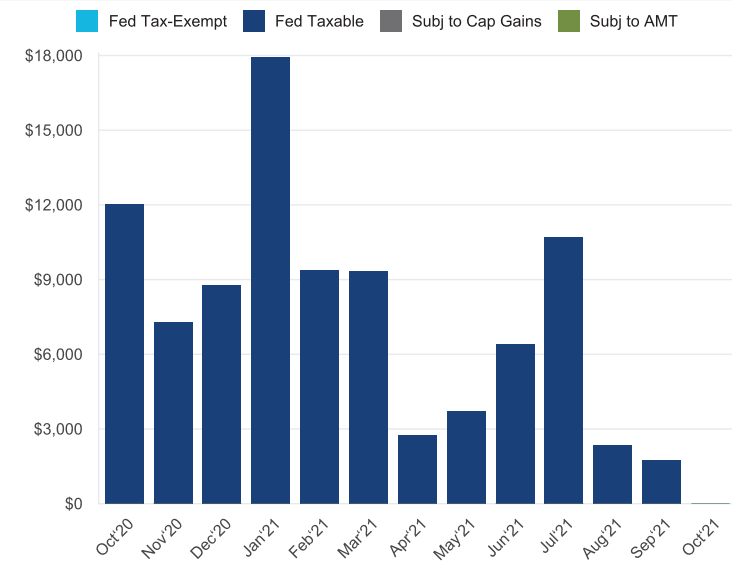
Maturity



Ratings - Both

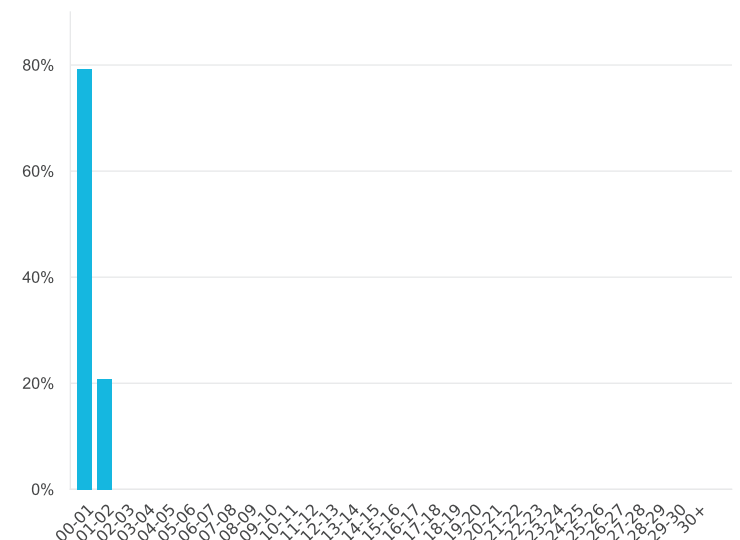


Coupon Cash Flow



Cash flows based on position settlement date from 10/01/2020 to 09/30/2021.

Duration



Includes all positions with recognized CUSIP, quantity, market price and full analytical calculations on reporting date. Coupon cash flow period exactly 12 months.