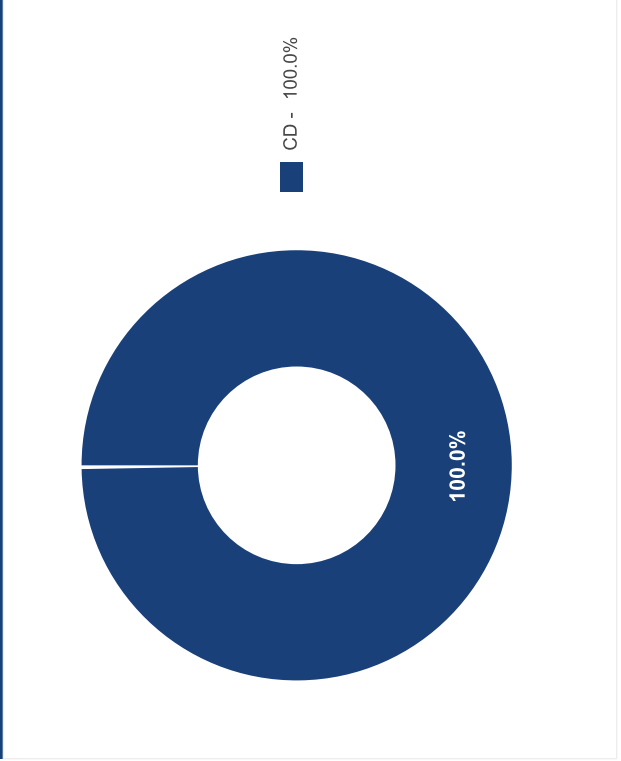


Totals & Averages @ Market

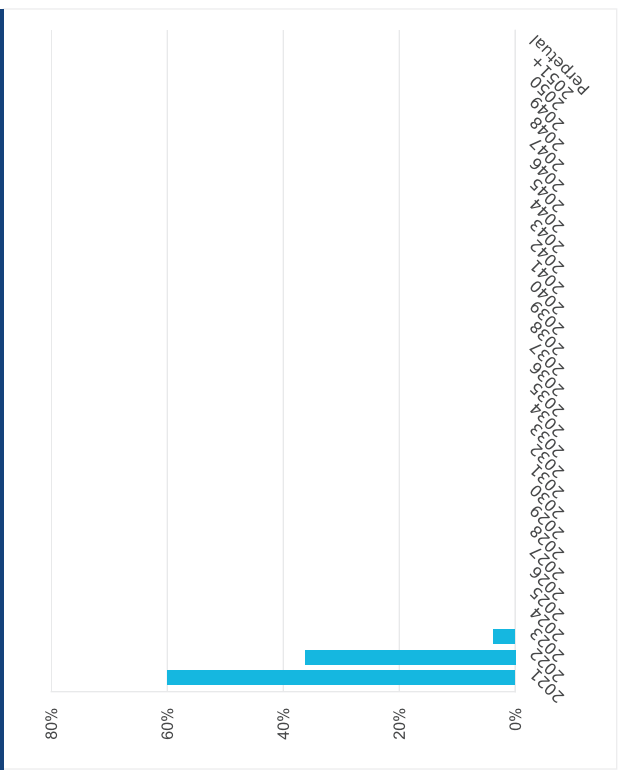
Summary Totals	
Original Face	\$13,061,000
Current Face (Par)	\$13,061,000
Market Principal	\$13,081,245
Accrued Interest	\$9,569
Cash & Cash Alternatives	\$12,465,901
Fixed Income Funds	\$0
Equity Balance	\$0
Total Portfolio Value	\$25,556,715
Next 12mo Cpn Cash Flow	\$35,206
Generic Annual Cpn Cash Flow	\$69,414
Weighted Averages	
Coupon*	0.531%
Maturity**	0.68 yrs
Duration	0.68
Yield to Worst	0.052%
Yield to Maturity	0.052%
Market Price*	100.155
Tax Lots Holdings Included	63 of 63

*Par-Wtd, all else Mkt-Wtd.
**Avg life used for principal paydowns, and perpetual securities are assigned a 40 year maturity.

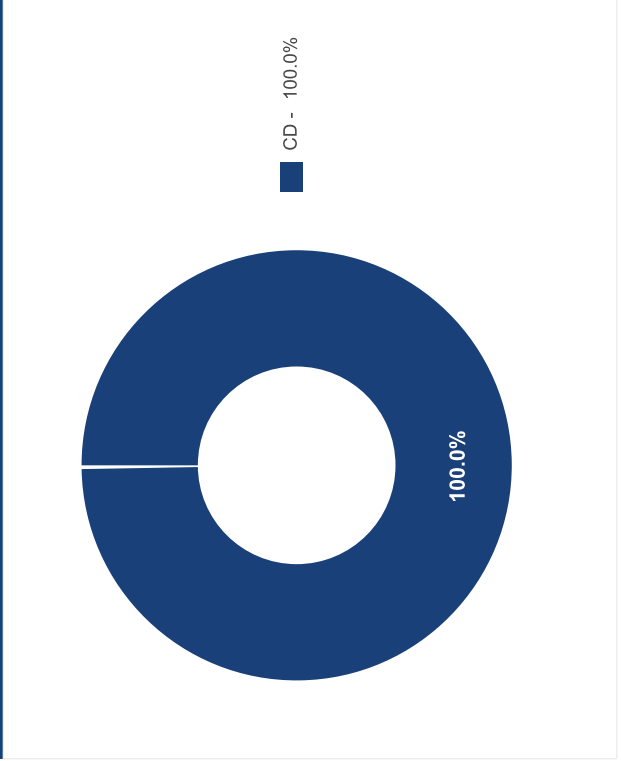
Asset Class




Maturity



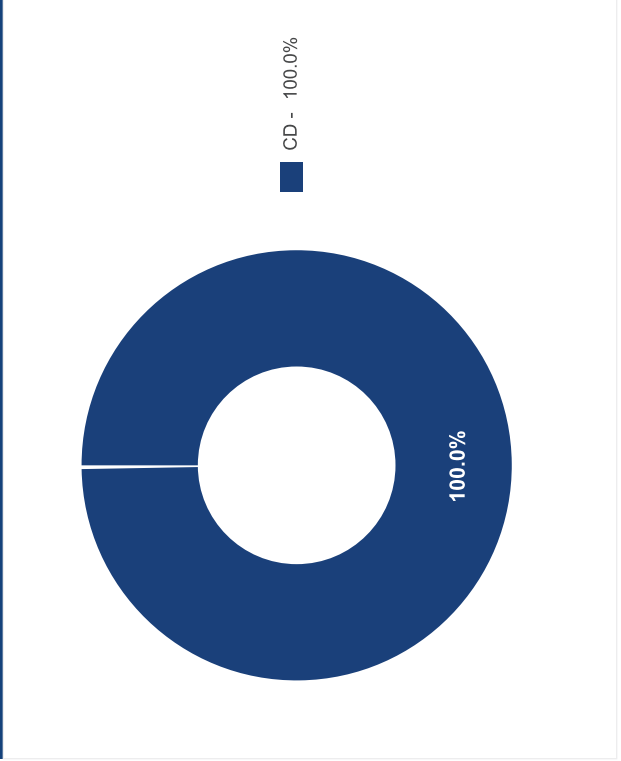
Coupon Cash Flow



Ratings - Both



Duration



Includes coupon cash flows for the next 12 months, from 04/01/2021 to 03/31/2022.

Includes all tax lot holdings with recognized CUSIP, quantity, market price and full analytical calculations on reporting date. Includes coupon cash flows for the next 12 months, from 04/01/2021 to 03/31/2022. Projected Principal Paydowns for CMOs are produced by applying current pool speeds which are updated weekly. Assuming similar market conditions going forward, Projected Principal Paydowns for Pass-Thru securities are produced by calculating and applying concurrent historical speeds to future paydown schedules.